



ULTRATEMP

HIGH PERFORMANCE HEAT PUMP



BEST IN CLASS PERFORMANCE AND EFFICIENCY. ENVIRONMENTALLY SUPERIOR. INTUITIVE AND EASY TO USE.

With today's record energy costs, there's never been a better time to invest in a heat pump. Compared to gas, oil or electric heaters, UltraTemp® High Performance Heat Pumps use just a fraction of the energy to generate the same amount of heat. In fact, just 25¢ worth of electricity produces \$1.50 worth of heat generated by other methods. That means more comfortable water temperatures and longer swimming seasons for you and your family.

Why should you choose an UltraTemp heat pump? That's easy. It offers the longest list of standard features available.

- ▶ The UltraTemp heat pump offers best in class efficiency with COP (coefficient of performance) ratings far in excess of standard heat pumps.
- ▶ The UltraTemp heat pump features rotary and scroll compressors that are more efficient, durable, reliable and quieter than any others. They are the best of the best.
- ▶ Pentair heat pumps have been using the EPA-recognized, environmentally safe, non-ozone depleting R-410A refrigerant for over 10 years. This has allowed the UltraTemp heat pump to be awarded the Eco Select® Brand for environmental responsibility
- ▶ 100% titanium heat exchanger assures corrosion-free performance for extra long life and value.
- ▶ LCD control displays an intuitive, menu-driven readout with easy to follow icons and messages.
- ▶ Self-diagnostic software continuously monitors system for peak performance.
- ▶ Thermostatic Expansion Valve (TXV) controls refrigerant flow for optimum efficiency and kW output over a wider operating temperature range.
- ▶ Automatic defrost feature senses refrigerant temperature and helps prevent the UltraTemp heat pump from freezing, allowing the unit to operate effectively at even lower temperatures than many competing products.
- ▶ Perfect companion to IntelliTouch® or EasyTouch® Control Systems—heat pump control can be transferred to a centralised control system that manages all your pool/spa operations and poolscape features.
- ▶ Union plumbing connections.
- ▶ Market leading 15 years warranty*
 - 15 years on titanium heat exchanger*
 - 5 years on compressor*
 - 3 years on refrigeration circuit*
 - 3 years on parts*
 - 1 year on site labour*
- ▶ *Visit pentairpool.com.au for full warranty terms and conditions



Clearly, a heat pump is the best choice for pool heating. Also clear is the best-in-class performance and value of the fully-featured UltraTemp heat pump. Contact your pool professional today to learn which model is right for your pool.

AUTOMATIC HEATING/COOLING FEATURE!

Pentair UltraTemp heat pumps are equipped to automatically heat or cool your pool water based on temperatures you set. Select the heating or cooling mode and the intelligent thermostat will command the heat pump to heat or cool the water to your selected temperature.

Digital controls with dual thermostats offer precise temperature control for pool/spa combinations and avoid overheating and energy waste

Self-diagnostic controls monitor and troubleshoot heat pump operations to ensure safer, dependable operation

Long-life, corrosion-resistant composite cabinet retains a like-new appearance for years

Pump output provided so heat pump can operate independently of the filtration system, turning pump on and off with its own time clock




ULTRATEMP HX



KEY FEATURES

- ▶ Horizontal exhaust for small footprint and installations with overhangs.
- ▶ High efficiency.
- ▶ Intuitive LCD touch screen.
- ▶ Titanium threaded heat exchanger.
- ▶ Heats and Cools.
- ▶ Auto Defrost.



High Efficiency

With a COP as high as 6.22 the UltraTemp offers over six times more heat power than electrical power input. Giving you exceptional performance at the lowest running cost.



Titanium Threaded Heat Exchanger

Provides maximum corrosion/erosion resistance, and improves heat transfer efficiency by up to 30%. Its rotating waterflow also improves descale ability.



Automatic 4 Way Valve

Switches mode between heating and cooling and offers auto defrost by changing the refrigerant flow path.



Electronic Expansion Valve

The EEV supports precise adjustment of refrigerant flow rate and makes defrosting more efficient under optimized conditions for the purpose of fast heating and cooling.

MODEL		UTHP-9-HX	UTHP-12-HX	UTHP-15-HX	UTHP-17-HX	UTHP-21-HX
Ambient 24° Water 26° in, 28° out	Capacity (kw)	9.50	12.11	15.30	17.21	21.20
	Power input (kw)	1.53	1.98	2.47	2.77	3.42
	COP	6.20	6.12	6.20	6.22	6.20
Ambient 15° Water 26° in, 28° out	Capacity (kw)	8.24	9.25	12.10	13.60	16.12
	Power input (kw)	1.62	1.84	2.34	2.71	3.19
	COP	5.09	5.04	5.16	5.02	5.05
Ambient 35° Water 29° in, 27° out	Capacity (kw)	6.31	8.29	11.20	12.15	13.08
	Power input (kw)	2.00	2.67	3.50	3.96	4.35
	EER	3.15	3.11	3.20	3.07	3.01
Power supply		230-240V / 50Hz	230-240V / 50Hz	230-240V / 50Hz	230-240V / 50Hz	230-240V / 50Hz
Max current (A)		10A	15A	16.7A	22.3A	27.4A
Compressor Type		Rotary	Rotary	Rotary	Scroll	Scroll
Compressor Brand		Toshiba	Toshiba	Toshiba	Sanyo	Sanyo
Water flow m³/h (LPM)		5.19 (87)	6.1 (102)	14 (233)	15.6 (260)	17.2 (287)
Refrigerant		R410A 1.25kg	R410A 1.5kg	R410A 1.65kg	R410A 2.0kg	R410A 2.2kg
Height		657mm	657mm	757mm	757mm	757mm
Width		417mm	417mm	490mm	490mm	490mm
Length		945mm	945mm	1125mm	1125mm	1125mm

ULTRATEMP VX




KEY FEATURES

- ▶ Vertical exhaust eliminates horizontal clearance requirements.
- ▶ High efficiency.
- ▶ Intuitive LCD touch screen.
- ▶ Titanium threaded heat exchanger.
- ▶ Heats and Cools.
- ▶ Auto Defrost.



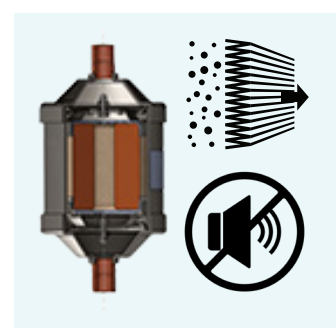
Expansion Valve
Ports automatic refrigerant flow the system work conditions for the heating and energy saving.



Hydrophilic Evaporator Coating
Repels water for quick defrosting, corrosion protection and accelerates the evaporation rate improving heat transfer efficiency.



Intuitive LCD Touch Screen
With easy to follow icons and messages. Is also back lit.



Filter Dryer
Prolongs product life by eliminating ice or dirt block risk, caused by moisture or impurities that circulate with refrigerant. Also attenuates noise for quiet operation.

MODEL		UTHP-9-VX	UTHP-12-VX	UTHP-15-VX	UTHP-17-VX	UTHP-21-VX	UTHP-25-VX
Ambient 24° Water 26° in, 28° out	Capacity (kw)	9.52	12.02	15.10	17.03	21.27	25.08
	Power input (kw)	1.53	2.00	2.43	2.81	3.53	4.17
	COP	6.21	6.02	6.21	6.05	6.02	6.01
Ambient 15° Water 26° in, 28° out	Capacity (kw)	7.15	9.12	11.01	13.04	16.12	19.11
	Power input (kw)	1.42	1.82	2.19	2.60	3.22	3.81
	COP	5.05	5.01	5.02	5.01	5.01	5.01
Ambient 35° Water 29° in, 27° out	Capacity (kw)	6.83	7.55	9.23	11.05	14.70	14.37
	Power input (kw)	2.06	2.37	2.98	3.66	4.85	4.77
	EER	3.31	3.18	3.10	3.02	3.03	3.01
Power supply		230-240V / 50Hz	230-240V / 50Hz	230-240V / 50Hz	230-240V / 50Hz	230-240V / 50Hz	400-415V / 50Hz
Max current (A)		10A	14.4A	16.6A	22.1A	27.1A	11.1A
Compressor Type		Rotary	Rotary	Rotary	Scroll	Scroll	Scroll
Compressor Brand		Toshiba	Toshiba	Toshiba	Sanyo	Sanyo	Sanyo
Water flow m³/h (LPM)		5.2 (87)	6.1 (102)	6.9 (115)	7.5 (125)	8.4 (140)	9.5 (159)
Refrigerant		R410A 1.25kg	R410A 1.5kg	R410A 1.8kg	R410A 2.0kg	R410A 2.2kg	R410A 2.4kg
Height		823mm	823mm	823mm	954mm	954mm	954mm
Width		650mm	650mm	650mm	745mm	745mm	745mm
Length		688mm	688mm	688mm	792mm	792mm	792mm

SIZING CHART FOR POOLS WITHOUT A COVER

No Cover, 27° C Water, 10 hours per day max running time										
Pool Size (L)	Useage	Location								
		Adelaide	Brisbane	Canberra	Hobart	Melbourne	Perth	Sydney	Auckland	Christchurch
20000	Summer	9.5kW	9.5kW	9.5kW	9.5kW	9.5kW	9.5kW	9.5kW	12kW	12kW
	Shoulder	9.5kW	9.5kW	9.5kW	9.5kW	9.5kW	9.5kW	9.5kW	15kW	17kW
	Spring-Autumn	9.5kW	9.5kW	15kW	15kW	12kW	9.5kW	9.5kW	17kW	21kW
	All Year	15kW	9.5kW	21kW	21kW	17kW	12kW	12kW	21kW	25kW
30000	Summer	9.5kW	9.5kW	9.5kW	9.5kW	9.5kW	9.5kW	9.5kW	17kW	21kW
	Shoulder	9.5kW	9.5kW	9.5kW	15kW	9.5kW	9.5kW	9.5kW	25kW	25kW
	Spring-Autumn	15kW	9.5kW	21kW	25kW	21kW	12kW	15kW	2x 15kW	2x 17kW
	All Year	21kW	9.5kW	2x 15kW	2x 15kW	25kW	17kW	21kW	2x 17kW	2x 21kW
40000	Summer	9.5kW	9.5kW	9.5kW	12kW	9.5kW	9.5kW	9.5kW	21kW	25kW
	Shoulder	9.5kW	9.5kW	9.5kW	21kW	12kW	9.5kW	9.5kW	2x 15kW	2x 17kW
	Spring-Autumn	21kW	9.5kW	25kW	2x 15kW	25kW	17kW	17kW	2x 17kW	2x 21kW
	All Year	2x 15kW	12kW	2x 21kW	2x 21kW	2x 17kW	21kW	25kW	2x 21kW	2x 25kW
50000	Summer	9.5kW	9.5kW	9.5kW	15kW	9.5kW	9.5kW	9.5kW	25kW	2x 15kW
	Shoulder	9.5kW	9.5kW	9.5kW	25kW	15kW	9.5kW	12kW	2x 17kW	2x 21kW
	Spring-Autumn	25kW	9.5kW	2x 17kW	2x 21kW	2x 15kW	21kW	25kW	2x 21kW	2x 25kW
	All Year	2x 17kW	15kW	2x 25kW	2x 25kW	2x 21kW	25kW	2x 17kW	2x 25kW	
60000	Summer	9.5kW	9.5kW	9.5kW	17kW	12kW	9.5kW	9.5kW	2x 17kW	2x 17kW
	Shoulder	9.5kW	9.5kW	9.5kW	2x 15kW	17kW	9.5kW	12kW	2x 21kW	2x 25kW
	Spring-Autumn	2x 15kW	12kW	2x 21kW	2x 25kW	2x 21kW	25kW	2x 15kW	2x 25kW	
	All Year	2x 21kW	21kW			2x 25kW	2x 15kW	2x 21kW		
80000	Summer	9.5kW	9.5kW	9.5kW	25kW	15kW	9.5kW	9.5kW	2x 21kW	2x 25kW
	Shoulder	9.5kW	9.5kW	12kW	2x 17kW	25kW	9.5kW	17kW		
	Spring-Autumn	2x 25kW	15kW			2x 25kW	2x 15kW	2x 17kW		
	All Year		25kW				2x 21kW	2x 25kW		
100000	Summer	9.5kW	9.5kW	9.5kW	2x 15kW	17kW	9.5kW	12kW		
	Shoulder	12kW	9.5kW	15kW	2x 21kW	2x 15kW	9.5kW	21kW		
	Spring-Autumn	2x 25kW	17kW				2x 21kW	2x 25kW		
	All Year		2x 15kW				2x 25kW			
120000	Summer	9.5kW	9.5kW	9.5kW	2x 17kW	21kW	9.5kW	15kW		
	Shoulder	15kW	9.5kW	21kW		2x 17kW	9.5kW	25kW		
	Spring-Autumn		21kW				2x 25kW			
	All Year		2x 21kW							

 = Not Recommend, please consult Pentair for a suitable Commercial heat pump solution

* Shoulder season is November - March

** Average pool dimensions used, pools with greater surface area will suffer greater heat loss.

*** Average temperature, humidity and wind speed used in calculations for heat pump sizing in each location. This table does not take into account large weather variations.

**** At cold water startup the heat pump will need to run for a longer period to reach the set temperature.

***** This table is a guide, please consult Pentair for accurate heat pump sizing. Pentair accepts no responsibility for incorrect sizing based on this table.

*****Australian standards requires the use of a pool cover when using a heat pump

SIZING CHART FOR POOLS WITH A THERMAL COVER

Thermal Cover, 27° C Water, 10 hours per day max running time										
Pool Size (L)	Useage	Location								
		Adelaide	Brisbane	Canberra	Hobart	Melbourne	Perth	Sydney	Auckland	Christchurch
20000	Summer	9.5kW	9.5kW	9.5kW	9.5kW	9.5kW	9.5kW	9.5kW	9.5kW	9.5kW
	Shoulder	9.5kW	9.5kW	9.5kW	9.5kW	9.5kW	9.5kW	9.5kW	9.5kW	9.5kW
	Spring-Autumn	9.5kW	9.5kW	9.5kW	9.5kW	9.5kW	9.5kW	9.5kW	9.5kW	12kW
	All Year	9.5kW	9.5kW	12kW	12kW	9.5kW	9.5kW	9.5kW	12kW	15kW
30000	Summer	9.5kW	9.5kW	9.5kW	9.5kW	9.5kW	9.5kW	9.5kW	9.5kW	9.5kW
	Shoulder	9.5kW	9.5kW	9.5kW	9.5kW	9.5kW	9.5kW	9.5kW	12kW	12kW
	Spring-Autumn	9.5kW	9.5kW	12kW	12kW	9.5kW	9.5kW	9.5kW	12kW	15kW
	All Year	12kW	9.5kW	15kW	15kW	12kW	9.5kW	12kW	15kW	17kW
40000	Summer	9.5kW	9.5kW	9.5kW	9.5kW	9.5kW	9.5kW	9.5kW	12kW	12kW
	Shoulder	9.5kW	9.5kW	9.5kW	9.5kW	9.5kW	9.5kW	9.5kW	15kW	17kW
	Spring-Autumn	12kW	9.5kW	15kW	17kW	12kW	9.5kW	9.5kW	17kW	21kW
	All Year	15kW	9.5kW	17kW	21kW	17kW	12kW	15kW	21kW	25kW
50000	Summer	9.5kW	9.5kW	9.5kW	9.5kW	9.5kW	9.5kW	9.5kW	15kW	15kW
	Shoulder	9.5kW	9.5kW	9.5kW	12kW	9.5kW	9.5kW	9.5kW	17kW	21kW
	Spring-Autumn	12kW	9.5kW	17kW	21kW	15kW	12kW	12kW	21kW	25kW
	All Year	17kW	9.5kW	25kW	25kW	21kW	15kW	17kW	25kW	2x 15kW
60000	Summer	9.5kW	9.5kW	9.5kW	9.5kW	9.5kW	9.5kW	9.5kW	17kW	17kW
	Shoulder	9.5kW	9.5kW	9.5kW	15kW	9.5kW	9.5kW	9.5kW	21kW	25kW
	Spring-Autumn	15kW	9.5kW	21kW	25kW	21kW	12kW	15kW	25kW	2x 15kW
	All Year	21kW	9.5kW	25kW	2x 15kW	25kW	15kW	21kW	2x 15kW	2x 17kW
80000	Summer	9.5kW	9.5kW	9.5kW	12kW	9.5kW	9.5kW	9.5kW	21kW	25kW
	Shoulder	9.5kW	9.5kW	9.5kW	17kW	12kW	9.5kW	9.5kW	2x 15kW	2x 15kW
	Spring-Autumn	21kW	9.5kW	25kW	2x 15kW	25kW	17kW	21kW	2x 17kW	2x 21kW
	All Year	2x 15kW	12kW	2x 17kW	2x 21kW	2x 15kW	21kW	25kW	2x 21kW	2x 25kW
100000	Summer	9.5kW	9.5kW	9.5kW	15kW	9.5kW	9.5kW	9.5kW	25kW	2x 15kW
	Shoulder	9.5kW	9.5kW	9.5kW	21kW	15kW	9.5kW	12kW	2x 17kW	2x 21kW
	Spring-Autumn	25kW	9.5kW	2x 17kW	2x 21kW	2x 15kW	21kW	25kW	2x 21kW	2x 25kW
	All Year	2x 17kW	15kW	2x 21kW	2x 25kW	2x 21kW	25kW	2x 15kW	2x 25kW	
120000	Summer	9.5kW	9.5kW	9.5kW	17kW	12kW	9.5kW	9.5kW	2x 15kW	2x 17kW
	Shoulder	9.5kW	9.5kW	9.5kW	25kW	17kW	9.5kW	12kW	2x 21kW	2x 25kW
	Spring-Autumn	25kW	12kW	2x 21kW	2x 25kW	2x 17kW	25kW	25kW	2x 25kW	
	All Year	2x 21kW	17kW	2x 25kW		2x 25kW	2x 15kW	2x 17kW		

= Not Recommend, please consult Pentair for a suitable Commercial heat pump solution

* Shoulder season is November - March

** Average pool dimensions used, pools with greater surface area will suffer greater heat loss.

*** Average temperature, humidity and wind speed used in calculations for heat pump sizing in each location. This table does not take into account large weather variations.

**** A typical pool cover has been used for table 'with cover' different pool covers have different properties, that would affect sizing.

***** At cold water startup the heat pump will need to run for a longer period to reach the set temperature.

***** This table is a guide, please consult Pentair for accurate heat pump sizing. Pentair accepts no responsibility for incorrect sizing based on this table.

***** Australian standards requires the use of a pool cover when using a heat pump

AN ECO SELECT® BRAND PRODUCT

The Pentair® UltraTemp heat pump provides digital controls with dual thermostats to offer precise temperature control for pool/spa combinations. This way, you can avoid overheating and energy waste.

As the global leader in pool and spa equipment manufacturing, we strive to provide greener choices for our customers. We hope you'll join us in embracing more eco-friendly poolsapes by choosing Eco Select brand products for your swimming pool.



1 - 21 Monash Drive,
Dandenong South,
VIC 3175
1300 137 344
www.pentairpool.com.au

Unless otherwise indicated, copyright in the content of this document is the property of Pentair Aquatic Systems Australia under Australian copyright law. Unless otherwise indicated, content may not be reproduced or transmitted without our prior written permission.